



Model: Solatube 750 DS-C Closed Ceiling (530 mm/21 in. Daylighting System) €€

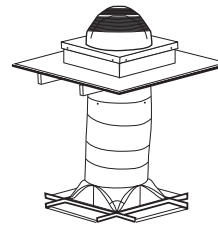
Project: _____ Location: _____ Type: _____

Product Specifications Appear in US CSI Division 08, Section 08 62 23. For budgeting and quotations use only. Qty: _____

Model		Capture Zone				Transfer Zone			Delivery Zone				Options		
<u>S</u>	<u>7</u>	<u>5</u>	<u>0</u>	<u>D</u>	<u>S</u>	-	<u>C</u>	-	<u>A</u>	<u>K</u>	-	-	-	-	-
1		2	2a	3	3a	4	4a	4b	5	5a	5b	6	7		

1 Model

750 DS-C SolaMaster® Solatube 750 DS-C (530 mm/21 in. Daylighting System)
Closed Ceiling



Capture Zone

2 Dome


- DA** Acrylic Dome
- DAI** Acrylic Outer Dome + Acrylic Inner Dome
- DPI** Acrylic Outer Dome + Polycarbonate Inner Dome (Required for High Velocity Hurricane Zones)
- MIL** Acrylic Dual Dome (Required for UFC-ATFP)

2a Dome Options (Leave blank if not desired)

- B** Security Bar **PB** Dome Edge Protection Band*
- SK** Dome Security Kit**

*Not for use with Curb Cap Flashing
**Inner dome required for Dome Security Kit

3 Flashings

- | | | | | | |
|--|---|-----------------------------------|---|-----------------------------------|---|
| F4 100 mm
Self Mounted |  | F8 200 mm
Self Mounted |  | F11 275 mm
Self Mounted |  |
| FC Curb Cap
(Curb by Others) |  | FSM Metal Roof
Flashing |  | | |

3a Flashing Options (Leave blank if not desired)

- T12*†** Roof Flashing Turret Extension 300 mm/12 in.
- T24*†** Roof Flashing Turret Extension 600 mm/24 in.
- T36*†** Roof Flashing Turret Extension 900 mm/36 in.
- T48*†** Roof Flashing Turret Extension 1200 mm/48 in.
- FI** Flashing Insulator
- CI** Curb Insulator
- CCI** Curb Cap Insulation

* Specify additional extension tubes in #4a
† Comes with Bracket Kit

Transfer Zone

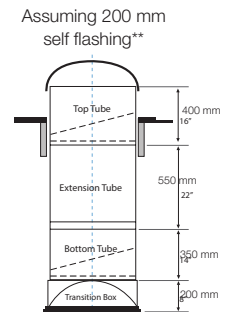
4 Top Tube and Bottom Tube Required

AK 400 mm Top Tube Angle Adapter and 400 mm Bottom Tube Angle Adapter

4a Extension Tubes Required

Run measured from top of roof deck to bottom of ceiling plane along centerline of tubing (allow for 50 mm overlap) using 600 mm lengths. See 4b for optional 1200 mm length.

- | | |
|--|---|
| E0 No Extension Tube – Max Run = 965 mm | E6* Six Extension Tubes – Max Run = 4320 mm |
| E1* One Extension Tube – Max Run = 1525 mm | E7* Seven Extension Tubes – Max Run = 4875 mm |
| E2* Two Extension Tubes – Max Run = 2080 mm | E8* Eight Extension Tubes – Max Run = 5435 mm |
| E3* Three Extension Tubes – Max Run = 2640 mm | E9* Nine Extension Tubes – Max Run = 5995 mm |
| E4* Four Extension Tubes – Max Run = 3200 mm | E10* Ten Extension Tubes – Max Run = 6550 mm |
| E5* Five Extension Tubes – Max Run = 3760 mm | EXX* Total Run Length to be Determined by Bidding Contractor |



*Compatible with dome ring to be used as a top tube or extension tube

**Total tube run will vary depending on flashing used.

4b Product Options (Leave blank if not desired)

- | | |
|---|---|
| A1 One 0-90 Degree Extension Tube (Angle Adapter) | E Wire Suspension Kit (15 m) |
| A2 Two 0-90 Degree Extension Tubes (Angle Adapter) | EL Optional 1200 mm Extension Tube (Substitute one 1200 mm for two 600 mm above) |
| TIP Thermal Insulation Panel | |

Delivery Zone

5 Diffuser Lens

L1 OptiView® Diffuser



L2 Prismatic Diffuser



Diffuser/Ceiling Assembly includes transition box.

5a Effect Lens* (Leave blank if not desired)

LN Natural Effect Lens

*Effect Lens is optional; does not come standard.

5b Options (Leave blank if not desired)

D Daylight Dimmer™

6 Measurement Standard

M Metric **I** Imperial

Options

7 After Market Accessory Program

AM After Market Accessory

Accessories (Order separately)

SW Low voltage switch (white) required to operate Solatube Daylight Dimmers. Note: Only one switch is required per ten (10) synchronously controlled dimmers.

CA Two Conductor Low Voltage Cable (150 m)

Example

750 DS-C-DAI-FSM-AK-E3-L1-LN-M

SolaMaster Series® 750 DS-C (530 mm/21 in. Daylighting System), Acrylic Outer Dome + Acrylic Inner Dome, Metal Roof Flashing, 16" Top Tube Angle Adapter and 16" Bottom Tube Angle Adapter, Three Extension Tubes, OptiView® Diffuser, Transition Box and Natural Effect Lens. For metric installations.